

Luxury  
you can afford



FIBREGLOSS POOL CATALOGUE 2021



UK SALES OFFICE: +44 (0) 1268 710425

## Colors and water coloring


Blue




White



Grey



Sand



3D-Blue



3D-White



3D-Sand



## Technology

A pool offered by our company is made of high quality resin, fiber glass and a dedicated pool gel coat. Its durability allows customers to install it outside as well as inside the building. Special gel coat used in production is material with high resistance to UV radiation, chemicals and high temperatures. It creates the most important layer of the product that constitutes the quality of the pool.

The additional protection of the gel coat is special vinyl ester barrier coat. It creates durable antiosmosis layer on the pool preventing from micro damages to the surface. The use of high quality materials and process of tempering ensures that the end product meets the highest standards.

Checking the strength of the pool under the pressure of water is the last stage of the gel coat production check. Purchasing **fibreglass** you are sure that you get the PREMIUM quality pool.

Our company also uses a special strengthening layer at the bottom of a pool called 'honeycomb'.

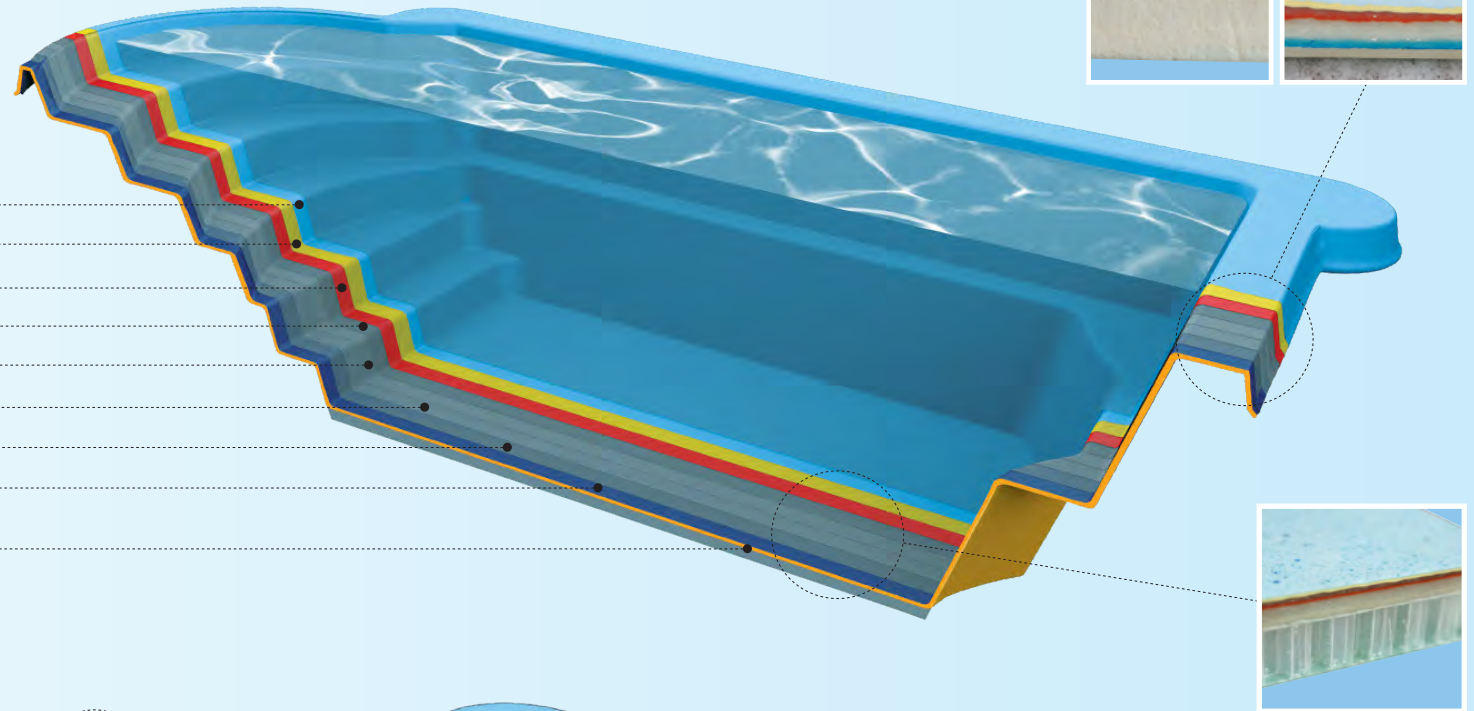
Each pool is firmly fastened with a metal ring and additionally insulated with 2 cm polyurethane foam.

By choosing **fibreglass** pools you get a guarantee to purchase the highest quality swimming pool confirmed by the world-known certification body TÜV RHEINLAND.




## Layers composition

1. Gel coat resistant to UV radiation and chemicals
2. Vinylester Barrier coat
3. Vinylester Skin coat
4. Vinylester resin + glass fibre mat
5. Vinylester resin + triple layer of glass fibre mat
6. Woven roving
7. Polyester resin + triple layer of glass fibre mat
8. Top coat
- 9.1 Honeycomb - bottom of the pool
- 9.2 Polyurethane foam 2 cm




## Reinforcements for extra durability



# Advanced filtration system

In our wide offer you will find special sealed box for the filtration kit. It is a great solution for storing the whole filtration system responsible for the proper pool functioning.

Installing the box gives you numerous benefits: it is soundproof, easy to install, and it takes less space than any other container.



	Internal dimensions, m	External dimensions, m
<b>Small</b>	0.90 x 0.90 x 1.00	1.10 x 1.10 x 1.00
<b>Medium</b>	1.50 x 1.00 x 1.00	1.70 x 1.20 x 1.00
<b>Large</b>	1.70 x 1.20 x 1.00	1.90 x 1.40 x 1.00



# Manual pool installation

Due to the uncomplicated, quick and easy way of embedding, **Fibreglass** pools can be self-assembled. Below you will find some tips on how to set the pool shell.

**STEP I:** In the chosen area for the swimming pool, on the basis of a technical drawing, you should dig a hole with dimensions slightly larger than the dimensions of the bottom basin (about 20 -30cm larger on each side). Please note that the hole should be slightly narrower downwards.

**IMPORTANT!** In the case of wetlands or groundwater, a drainage ring ought to be made installed.

At this stage you should also think about the closed box/space for the filtration set (and other equipment). It is recommended that the filtration box should be as close to the pool as possible (min 50 cm) to avoid water pressure and heat loss. It is advisable that the filtration kit to be mounted below the skimmer level (in that case the filter pump is spilled automatically).

**STEP II:** At the bottom of the dug pit, we make a concrete floor (B20 class concrete) with a thickness of 15-20cm (depending on the size of the pool and the quality of the substrate) with a levelled bottom. To protect against settling or moving the ground, the concrete slab is reinforced with a steel bar, ribbed Ø 8 - 10 mm. The floor should have a smooth surface. If there are still slight uneven areas, a layer of styrodur should be placed, not thicker than 5 cm.

**STEP III:** We put the pool shell in the prepared concrete floor. After setting the pool on the concrete floor, check the levels. When we are sure that the pool has been set evenly, we can move to the next step.

**STEP IV:** Before filling the pool with water, cut the holes (if they are not cut yet), and then install the pool equipment in the wall of the pool.

**STEP V:** In a equipment box or similar space, install a filtration kit and connect the piping to the pool.

**NOTE:** The box in which the filter set is located must be water-tight. Do not allow the equipment to be soaked with water.

**STEP VI:** We pour about 20 cm of water into the pool and check again if the pool is evenly set.

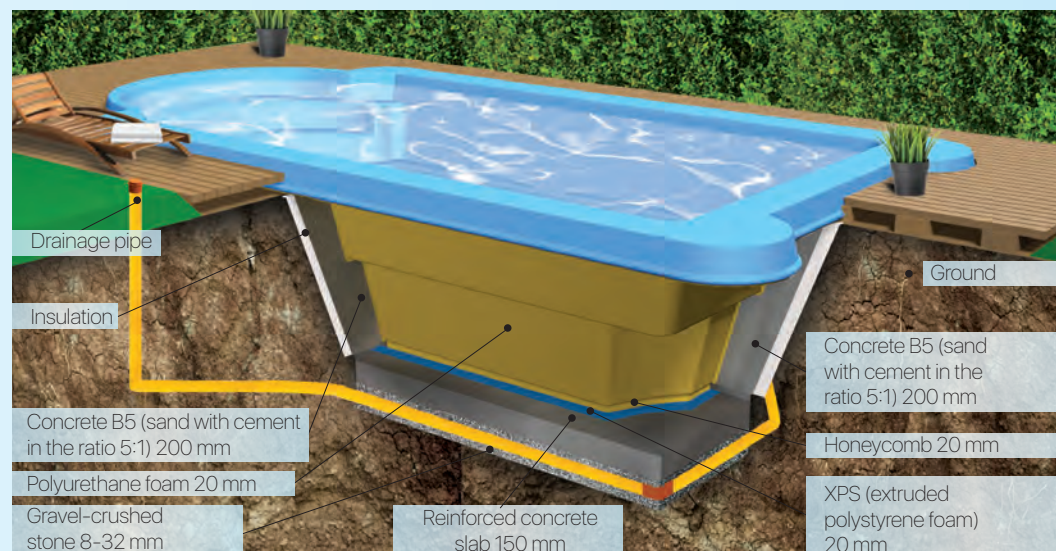
**STEP VII:** We cover the sides of the pool with a dry cement B5 and sand mortar in a ratio of 1: 5 up to leveling the water and mortar levels. Sprinkle the mortar with water to match the shape of the pool.

**STEP VIII:** Repeat steps VI and VII until the pool is completely filled with water.

**ATTENTION!** When filling the pool with water, check that there is no water leaking from the gaskets of the installed devices in the pool wall and the equipment box.

**ATTENTION!** An empty pool can be lifted by ground water, so it should be covered with a mixture of sand and cement, and in the winter only partially drained.

**DO NOT** fill the pool with water if it is not covered without sprinkling, because the pressure exerts water on its walls can cause the construction to burst !!!



Minimalist style  
**p. 10**



**MALTA**



**JAMAJKA**



**SARDYNIA**



**MADAGASKAR**



**CYPR**



**BARBADOS**

Geometric shapes  
**p. 12**



**SYCYLIA**



**SKIATOS XL**



**SKIATOS**



**ZANZIBAR**



**MINORKA / SAMOS**



**FLORYDA**

Roman style  
**p. 14**



**KOS**



**DOMINIKANA**



**SANTORYNA**




**IKARIA**



**KALAMOS**



**KAPRI**





ITAKA



KORSYKA



TENERYFA



LINDOS



EGINA

Elegant and charming  
**p. 16**



KING



HAITI



KRETA



KUBA

Easy and versatile  
**p. 18**



BALI

Classic shapes  
**p. 28**



KEFALINA



RODOS



MILOS



AGOS

Made specially for relaxation  
**p. 20**



PAROS



NAKSOS



MADERA



GADOS

Unique models  
**p. 22**



RIVIERA

Designed with inspiration  
**p. 24**



KORFU II



IBIZA II



KASTOS II



DELOS


Functional design  
**p. 26**



OKINAWA



POLUS



FILUS I



FILUS II

Kids pools  
**p. 29**

# More space for swimming in geometrically-shaped pools!

Thanks to the side stars there is more room for spending active time in the pool. Additional equipment such as the counter current allows you to enjoy swimming in the spot.

As a result, you will get the distinct impression of swimming in much bigger pool.

This line is all about pools in a rectangle shape. If you value geometric shapes and aesthetic minimalist you are bound to find something for yourself.

The best solution for those who enjoy water sport but have limited space in their garden.



**MALTA**

Length 7.60 m  
Width 3.00 m  
Height 1.50 m

All colors available



**JAMAJKA**

Length 7.00 m  
Width 3.10 m  
Height 1.50 m

White, blue



**SARDYNIA**

Length 6.50 m  
Width 3.00 m  
Height 1.50 m

All colors available



**MADAGASKAR**

Length 6.00 m  
Width 3.10 m  
Height 1.50 m

White, blue



**CYPR**<sup>NEW</sup>

Length 5.40 m  
Width 3.00 m  
Height 1.50 m

All colors available



**BARBADOS**<sup>NEW</sup>

Length 5.00 m  
Width 2.80 m  
Height 1.35 m

All colors available





## Get the most out of spending the time in your private pool designed especially for your leisure!

All pool models have been created as an answer to our customers' most frequent questions and specific requirements. You can now enjoy the best pool solutions available on the market!

One of the examples would be our anti slippery side stairs that allow you to use the whole length of the pool for swimming. Additionally, you can use three corners of the pool either for sitting / installing the massage jets. From now, spending time in the pool will become the favourite past time of your family and all friends.



**SYCYLIA** <sup>NEW</sup>

Length 8.00 m  
Width 3.75 m  
Height 1.50 m

All colors available



**SKIATOS XL** <sup>NEW</sup>

Length 8.00 m  
Width 3.20 m  
Height 1.50 m

All colors available



**SKIATOS**

Length 7.00 m  
Width 3.20 m  
Height 1.50 m

All colors available



**ZANZIBAR** <sup>NEW</sup>

Length 7.00 m  
Width 3.10 m  
Height 1.35 m

All colors available



**MINORKA / SAMOS** <sup>NEW</sup>

Length 6.30 m / 6.00 m  
Width 3.10 m / 3.10 m  
Height 1.50 m / 1.35 m

All colors available



**FLORYDA** <sup>NEW</sup>

Length 5.00 m  
Width 2.80 m  
Height 1.35 m

All colors available





SKIATOS XL




SYCYLIA

**Designed to meet all your expectations and needs!**

We would like to introduce new, yet classic models with Roman style stairs. The shape of the staircase is elegant and will add a modern look to your garden.

The offered models are perfect for small size gardens, but still, the pool can fit many people.

Thanks to medium depth e.g. DOMINIKANA model, is perfect for teenagers or for medium height people. All pools have non-slip, certified stairs, which ensure maximum safety.



**KOS**

Length 8.40 m  
Width 3.20 m  
Height 1.55 m

All colors available



**DOMINIKANA**

Length 8.10 m  
Width 3.20 m  
Height 1.40 m

White, blue



**SANTORYNA**

Length 7.90 m  
Width 3.20 m  
Height 1.55 m

White, blue



**IKARIA**

Length 7.40 m  
Width 3.15 m  
Height 1.50 m

White, blue



**KALAMOS**

Length 6.90 m  
Width 3.20 m  
Height 1.55 m

All colors available




**KAPRI**

Length 6.40 m  
Width 3.15 m  
Height 1.50 m

White, blue





## Elegant design guarantees many compliments from invited guests!



### ITAKA

Length 10.00 m  
Width 3.70 m  
Height 1.55 m

6 colors available



### KORSYKA

Length 9.00 m  
Width 3.70 m  
Height 1.55 m

White, blue



### TENERYFA

Length 7.00 m  
Width 3.50 m  
Height 1.55 m

White, blue



### LINDOS

Length 7.00 m  
Width 3.00 m  
Height 1.30 m

White, blue



### EGINA

Length 5.00 m  
Width 2.70 m  
Height 1.30 m

White, blue



Pools for families with kids and for those who enjoy relaxed swimming.

We would like to present EGINA and LINDOS – both pools are relatively shallow. TENERYFA, KORSYKA, ITAKA – the widest and the longest pools in our offer in which two people can swim alongside! Installing the counter current will allow you to organise the swimming or diving contests. The whole family and your friends can enjoy splashing in the pool when sitting on the anti slippery stairs!

What makes those pools so unique? In each corner we designed steps that can be used for sitting or getting out of the pool in a safe way.



**Ease in using the pool,  
thanks to the simple  
design solutions!**

Corner stairs on both ends allow two people to get into the pool without getting in each other way.

This construction of those models give you more options when it comes to situating it in your garden.



**KING** <sup>NEW</sup>

Length 9.00 m  
Width 3.75 m  
Height 1.50 m

All colors available



**HAITI**

Length 7.50 m  
Width 3.10 m  
Height 1.50 m

All colors available



**KRETA** <sup>NEW</sup>

Length 7.00 m  
Width 3.10 m  
Height 1.50 m

All colors available



**KUBA** <sup>NEW</sup>

Length 6.00 m  
Width 3.10 m  
Height 1.50 m

All colors available





HAITI



KING



KRETA

## Plenty of relaxing time thanks to the pool design...



### KEFALINA

Length 9.50 m  
Width 3.75 m  
Height 1.55 m

White, blue, sand, grey



### RODOS

Length 8.00 m  
Width 3.70 m  
Height 1.55 m

All colors available



### MILOS

Length 7.50 m  
Width 3.10 m  
Height 1.55 m

All colors available



### AGOS

Length 4.50 m  
Width 2.50 m  
Height 1.20 m

All colors available



Side anti slippery stairs in a serpentine shape give you the comfort and safety – the ideal solution for elderly people. Additionally, side stairs do not take swimming space.

KEFALINA and RODOS – both are great models for those who enjoy chilling in the water – there is a special bench on the side where you can sit in a comfortable position and still being immersed in the water.

Our customers choose RODOS! This model is our bestseller for the past couple of seasons.



## Interesting design solutions to maximize your benefits!

These models have unique stairs shape resembling waves. Each step has anti slippery surface that gives you additional protection.

Comfortable seats in each corner of the pool allow you to sit and relax or to safely leave the pool.

The pool makes your garden stand out.



### PAROS

Length 8.00 m  
Width 3.20 m  
Height 1.50 m

Blue



### NAKSOS

Length 7.70 m  
Width 3.20 m  
Height 1.55 m

White, blue



### MADERA

Length 7.00 m  
Width 3.00 m  
Height 1.45 m

White, blue




### GADOS

Length 6.20 m  
Width 3.00 m  
Height 1.50 m

All colors available






## Presented models are the best options for people who enjoy slow, relaxing swimming...

Our designers worked on line of pools that would be perfect for those with limited garden space.

In KORFU II and KASTOS II models there are special sitting benches.

The special shape of sitting area allows to install massage jets, so you can enjoy your time spent in water.

Additionally, in each pool you can have colour lights and counter current!



### KORFU II

Length 6.50 m  
Width 3.00 m  
Height 1.40 m

All colors available



### IBIZA II

Length 6.00 m  
Width 3.00 m  
Height 1.40 m

All colors available



### KASTOS II

Length 5.50 m  
Width 3.00 m  
Height 1.40 m

White, blue



### DELOS

Length 4.80 m  
Width 2.50 m  
Height 1.20 m

All colors available





## Unique pool model with the container for the most luxurious slatted cover



### **OKINAWA** NEW

Length 7.80 m  
Width 3.20 m  
Height 1.50 m

White, blue, sand, grey



Let us introduce the Okinawa pool consisting of 7m long pool plus 80cm of the container with the built-in blind.

This model is usually chosen by people who value the practical side of it and the aesthetic.

The Okinawa's biggest advantages are:

### **SAFETY:**

Slatted cover keeps all dirt out of the pool and more importantly- prevents kids and pets from falling into the pool.

### **EFFICIENCY:**

Slatted cover help reduce the water evaporation and heat loss which saves the energy up to 90%.

It keeps the pool clean and it means frugality.

### **AESTHETICS:**


The slatted cover container had been designed in the same colour as the pool that which allows keeping the homogenous aesthetic of the pool and the garden.



The colour of the cover \* can be chosen from:

transparent, black, white, beige, grey, blue.

### **EASE:**

Additionally, you can control the cover with the remote – with the press of the button you can discreetly hide the blind to use the pool.





## Best choice for people who value classic shapes and elegance!

All models in this group are medium size and the advantage is the fact that they have stairs on both ends of the pool. They are definitely easier to arrange in the landscape. Additionally, in each corner, we designed a step on which you can sit and relax.

We highly recommend at least one pool light. It will definitely add a WOW factor to the swimming experience.



### RIVIERA

Length 7.50 m  
Width 3.15 m  
Height 1.50 m

All colors available



### BALI

Length 6.30 m  
Width 3.15 m  
Height 1.50 m

All colors available



## Childhood is the time to have fun!

The best play time always was and will be splashing in the water!

Having the children's safety in mind we have created a series of small pools: comfortable slip-resistant stairs ensure easy entry, shallow depth add youngsters confidence when splashing in the pool!

We recommend installing colorful lights so that children can use the pool safely. Adding non-compulsory equipment such as lightning will transform each evening into joyful time in the water.



### **POLUS** <sup>NEW</sup>

Length 3.00 m  
Width 2.35 m  
Height 0.80 m

All colors available



### **FILUS II**

Length 2.95 m  
Height 1.00 m


White, blue



### **FILUS I**

Length 2.30 m  
Height 0.80 m

White, blue







**MYPPOOL**  
**DIRECT**.CO.UK

Distributor / Vertretung

Telephone: 0044 (0)1268 710425  
E-mail: [sales@mypooldirect.co.uk](mailto:sales@mypooldirect.co.uk)

THE HAMILTON CENTRE,  
RODNEY WAY,  
CHELMSFORD,  
ESSEX,  
CM1 3BY

